

Diet of Barn Owls (*Tyto alba*) in Katima Mulilo, Zambezi Region, Namibia

P.N. Nghipangelua^{1*}; M.S. Lukubwe¹

¹Department of Wildlife Management and Ecotourism, Katima Mulilo Campus, University of Namibia, Private Bag 1096, Katima Mulilo, Namibia

Received: 14th May, 2016. Accepted: 19th September, 2017. Published: 11th November, 2017.

Abstract

The diet of Barn Owls (*Tyto alba*) was studied at three active roosting sites in order to understand their feeding ecology throughout various phases of the annual cycle. We conducted weekly field trips between June and October 2016. During that period a total of 516 pellets were collected during the wet (353) and dry season (163). Furthermore, this study has resulted in the first-ever documentation on the diet of Barn Owl in Katima Mulilo in the Zambezi region of northeastern Namibia. Bones and skulls were extracted from dissected pellets and identified to taxonomic level based on cranial structure and direct comparison to reference specimens collected from Shamvura, Kavango East Region by Kopyj (2013). Small mammals were the main prey in both seasons (86.3% in the wet season and 94% in the dry season) followed by arthropods in the wet season with 12.8% and 2% in the dry season, while birds contributed 0.5% in the wet season and 4% in the dry season. Results of this study point to the importance of basic field studies to understand the needs of a particular species as well as the community that supports it.

Keywords: Barn Owl, owl diet, *Tyto alba*, prey items, pellets analyses, frequency of occurrence, small mammals, and annual cycle

ISTJN 2017; 10:82-93.

*Corresponding author: E-mail: nghipangeluapn@gmail.com

1 Introduction

The Barn Owl (*Tyto alba*), is a nearly cosmopolitan bird that inhabits mostly open areas, including farms, grasslands, woods, and abandoned old structures (Kemp & Calburn, 1987). Barn Owls have shown considerable resilience to land use changes by adapting and persisting in landscapes which are becoming increasingly urbanized (Hager, 2009). Inhabiting urbanized landscapes comes with an increase in anthropogenic threats such as distress from collisions with vehicles and buildings (Hager, 2009).

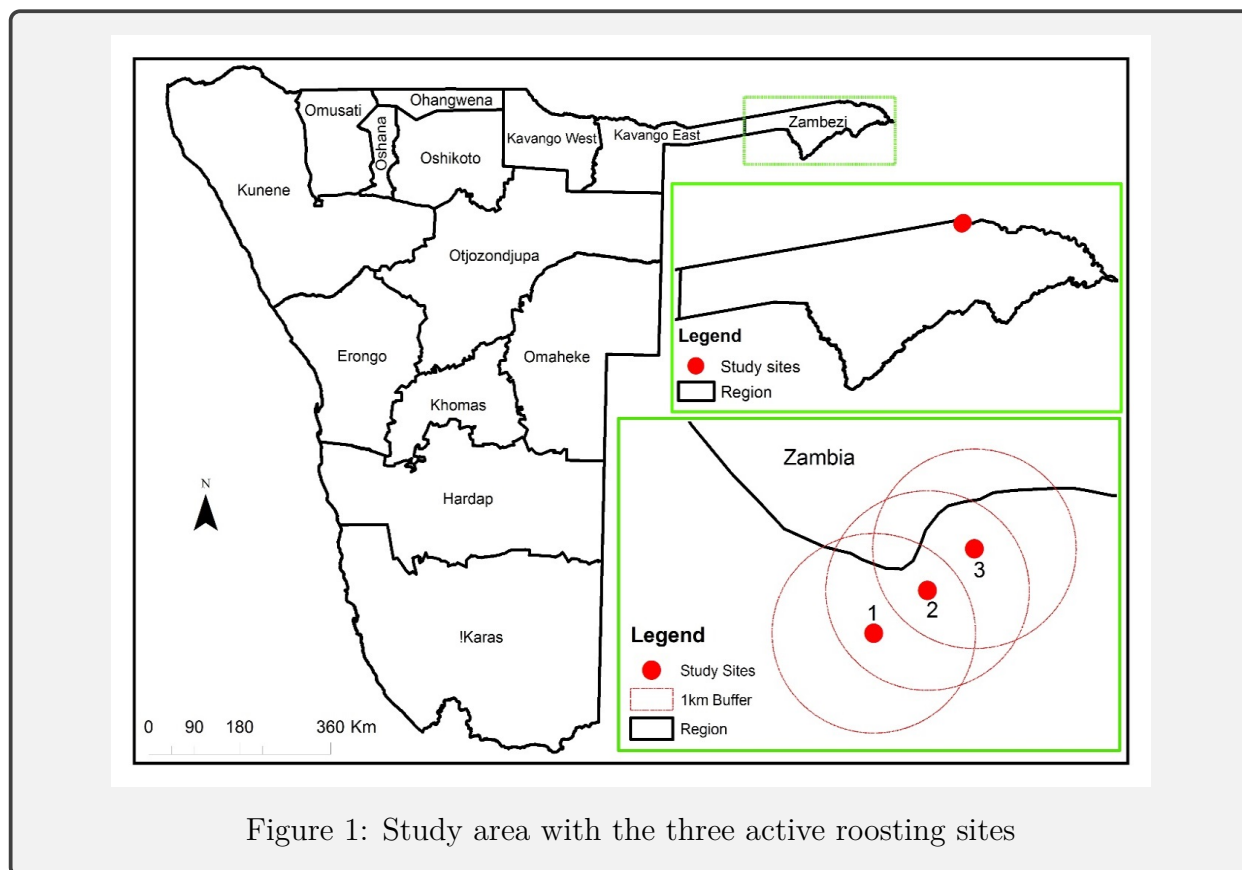
Most owls are specialized predators that have adapted to hunting at night using large eyes to see and an acute hearing sense to search for prey (Venable, 1997). Although small mammals are the main food source of Barn Owls, they also feed on other vertebrates and invertebrates. Owls regurgitate prey remains in a form of pellets (Rocha et. 2017). This study focused on analyses of the Barn Owl's diet and understanding their feeding habits in Katima Mulilo, northeastern Namibia. Barn Owls produce pellets consisting of the less digested remains of their prey including bones, teeth, scales, hair, feathers, keratin, and chitin (Carl, 1974). Barn Owls are one of nature's biological pest controllers, and they keep the prey species population under control. But the Barn Owl can still have negative effects on the rodent's population if the rodents are not resilient to changes in their population. The results indicate that small mammals are the main prey species consumed by the Barn Owl. Therefore, that could then lead to prey species becoming threatened with extinction if the Barn Owls put more pressure on rodent's population.

The Barn Owls do feed on other species such as insects, bats, bird, lizards and solifuges apart from small mammals, and therefore, they have a diverse diet. The fact that Barn Owls do feed on other prey species as part of their diet in addition to small mammals tells us that they do select certain species relative to rodents. All that is because Barn Owls are able to hunt a different variety of species to balance their diet. That can also be attributed by the decrease of rodents' population needed to sustain the Barn Owls, and thus the owls then improvise with other prey available. Barn Owls have got other competitors that make use of the same resources, which means that there is an interspecific completion between them and other raptors present in the study area. These materials are compacted daily by the stomach and regurgitated. Pellet analysis offers advantages over other techniques because often a large sample may be acquired with relatively little expense, time, or disturbance of the raptors, and both seasonal and yearly trends in diet can be obtained, often from the same birds (Carl et al., 2007). Identification of remains in pellets can provide both qualitative and quantitative information about the diet of a barn owl or any other raptors that regurgitate pellets with the same characteristics (Marti et al.(nd); Yalden, 2009). Only fresh and compacted pellets were collected.

2 Methods and Materials

2.1 Study area

Katima Mulilo, is the largest town in Zambezi region located in the far north-eastern part of Namibia, in the Zambezi River Valley (Kopij, 2015). Katima Mulilo is one of the town in Southern Africa that have high bird diversity (Kopij, 2015). In a study on 'Birds of Katima Mulilo town, Zambezi region, Namibia', a total of 122 resident (breeding), 9 visitors and 9 Palearctic migrants were recorded (Kopij, 2015).



2.2 Materials

Pellets were collected from three active sites, the Zambezi Waterfront Tourism Park; Department of Works and Total Service Station's abandoned warehouse from June-October 2016 (Fig. 1) Pellet analysis is a reliable method to study the diet of owls and is generally used

because owls swallow their prey (Marti, 1974). Materials used include: rulers, a dissecting kit, laboratory aprons and latex gloves. Depending on the details given by prey items from the pellets identification which range from order to species level.

All pellets were soaked for 2 hours in water (at 29°C) and sorted to isolate bones and other prey remains. The number of mammal species within each pellet was determined by coupling each skull with the correct number of ischia, left and right mandibles, tibiae/fibulae. Birds were counted by matching up each skull with sternum, gizzard sac and feet. The remains of smaller prey pieces were assumed to be contained within a single pellet as it is rare that bones from one prey item to be mixed into two successive pellets (Raczynski & Ruprecht, 1974; Hucks et al., 2015). Small mammals were identified based on cranial structures by direct comparison to voucher specimens collected at Shamvura in Kavango East region by Kopij (2013) and by skull and lower jaw characteristics using "Rodents of Southern Africa" guide book as a reference identification book. As for other species such as arthropods, their remains will be identified using Yalden (2009). The occurrence and quantity of birds found in each pellet was determined by the diagnostic characteristics of avian skulls, beaks, synsacrum, clavicles, crops, and feathers although Individuals were not identified to species level. To determine how often a particular prey item occurs in a given predators diet, we calculated frequency of occurrence (FO) index:

$$FO_i(\%) = \frac{(n_i)}{N} \times 100.$$

The index measures the number of pellets (n_i) containing the remains from food category i with respect to the total sample size of pellets (N) (Nilsen, et al., 2012).

In addition, we used Pianka's (1973) index to compare owl diets across seasons:

$$O_{jk} = \frac{\sum p_{ij}p_{ik}}{\sqrt{\sum p_{ij}^2 \sum p_{ik}^2}},$$

where p_{ij} and p_{jk} are proportions of prey species (or other prey taxa) in wet season pellets j and dry season k , respectively. Mean prey weight for rodent species in each period will be estimated by multiplying the number of each prey item by its mean weight, adding the weights produced and dividing the sum by the total number of individual prey items in each sample.

3 Results

Barn Owls consumed 766 prey items from 516 pellets which gave an average of 1.5 prey items per pellet (Table 1). More than twice as many pellets were collected during the wet

Table 1: Prey items identified in Barn Owl pellets collected from Katima Mulilo, Namibia during the 2011 wet and dry season. FO indicates frequency of occurrence index.

Taxa	FO (%)		N prey		N Species	
	wet season	dry season	wet season	dry season	wet season	dry season
Mammals (Rodents & mice)						
<i>Tatera brantsii</i>	14	37	72	78	68	75
<i>Tatera leucogaster</i>	3	3	16	7	16	7
<i>Tatera</i> spp	11	14	54	28	51	28
Murinae	20	8.4	145	25	92	17
Muridae	5	1.4	23	3	22	3
<i>Saccostomus campestris</i>	2	3.4	8	8	8	7
<i>Mastomys natalensis</i>	8	12.8	54	32	37	26
<i>Praomys natalensis</i>	3	0	24	0	14	0
<i>Lemiscomys Griselda</i>	0.2	0	1	0	1	0
<i>Mus minutoides</i>	-	-	-	-	7	3
(Shrews/sengi)	0.6	0.5	3	1	3	1
<i>Crocidura hirta</i>	7	1	62	2	35	2
<i>Crocidura fuscomurina</i>	1	0	5	0	5	0
<i>Crocidura mariquensis</i>	2	3	11	6	11	6
<i>Crocidura</i> spp	0.4	0	1	0	2	0
<i>Microscelididae petrodromus</i>	0.2	0	1	0	1	0
(Mole rats)						
<i>Cryptomys hottentotus</i>	0.2	0	1	0	1	0
(Chiroptera) spp						
Arthropoda						
<i>Dorylus helvolus</i>	-	0	-	-	9	0
Coleoptera spp	1.9	0	14	0	9	0
Acrididae spp	0.8	0	4	0	4	0
Grylidae spp	1.7	0	9	0	8	0
Scarabeidae spp	0.6	0	3	0	3	0
Orthoptera spp	3.4	1.5	16	3	16	3
Cicada spp	1	0	5	0	5	0
Solifuge	3.4	0	19	0	16	0
Aves	0.6	3	3	8	3	6
Reptilian	0.4	0	2	0	2	0
Unidentified	7	9.3	-	-	33	19

season than dry (353 vs 163). Small mammals were the main prey in both seasons (86% in the wet season and 94% in the dry season) followed by arthropods (12.7% in the wet season and 2% in the dry season), while birds contributed the least to the diet (0.5% in the wet season and 4% in the dry season). We were unable to identify some remains to possible taxa due to limited diagnostic features, thus we treated them as unknown. Of 32 prey items identified, 14 were identified to species and the rest were identified to higher taxa. There were also seeds recovered from the pellets, but to our knowledge Barn Owls do not feed on seeds nor do they feed on fruits. Thus the seeds are probably from the stomach contents of the prey species consumed by a Barn Owl.

Only one prey item was a reptile and there were no amphibians recorded. Barn Owls consumed more insects during the wet season than dry season which could be attributed to seasonal variation in abundance of tropical insects. In the wet season, Murinae appeared in most ($n = 92$) of the pellets followed by *Tatera brantsii* ($n = 68$ pellets) and then the genus *Tatera* ($n = 51$ pellets). Whereas in the dry season, *Tatera brantsii* had the highest presence in pellets ($n = 75$) followed by the genus *Tatera* ($n = 28$ pellets), whereas *Mastomys natalensis* occurred in 26 pellets. Remains of unidentified insects and small mammals were recorded in 52 pellets across both seasons, but they were excluded from our analyses, because we could not estimate the number of individuals. Most pellets had only one prey item followed by the pellets that had two prey items (Fig. 2). The number of pellets decreased as the number of prey items per pellet increased. In the wet season only four pellets had five prey items and no pellet in the dry season had five prey items. Two pellets had six prey items in the wet season and again no pellet had six prey items in the dry season. The number of prey items per pellet depended on the size of prey consumed. Thus, large species such as *Tatera Brantsii* were likely to be alone in a pellet, while there was likely to be smaller prey items such as insects in a single pellet.

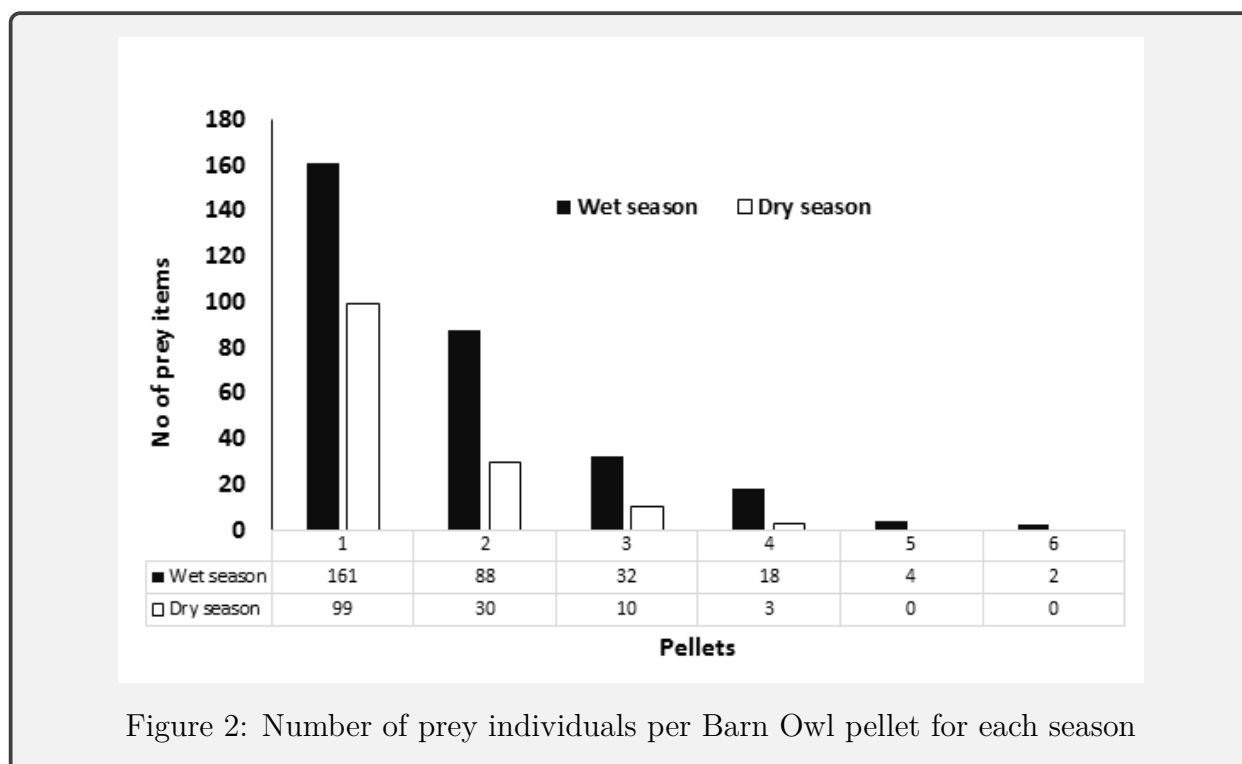
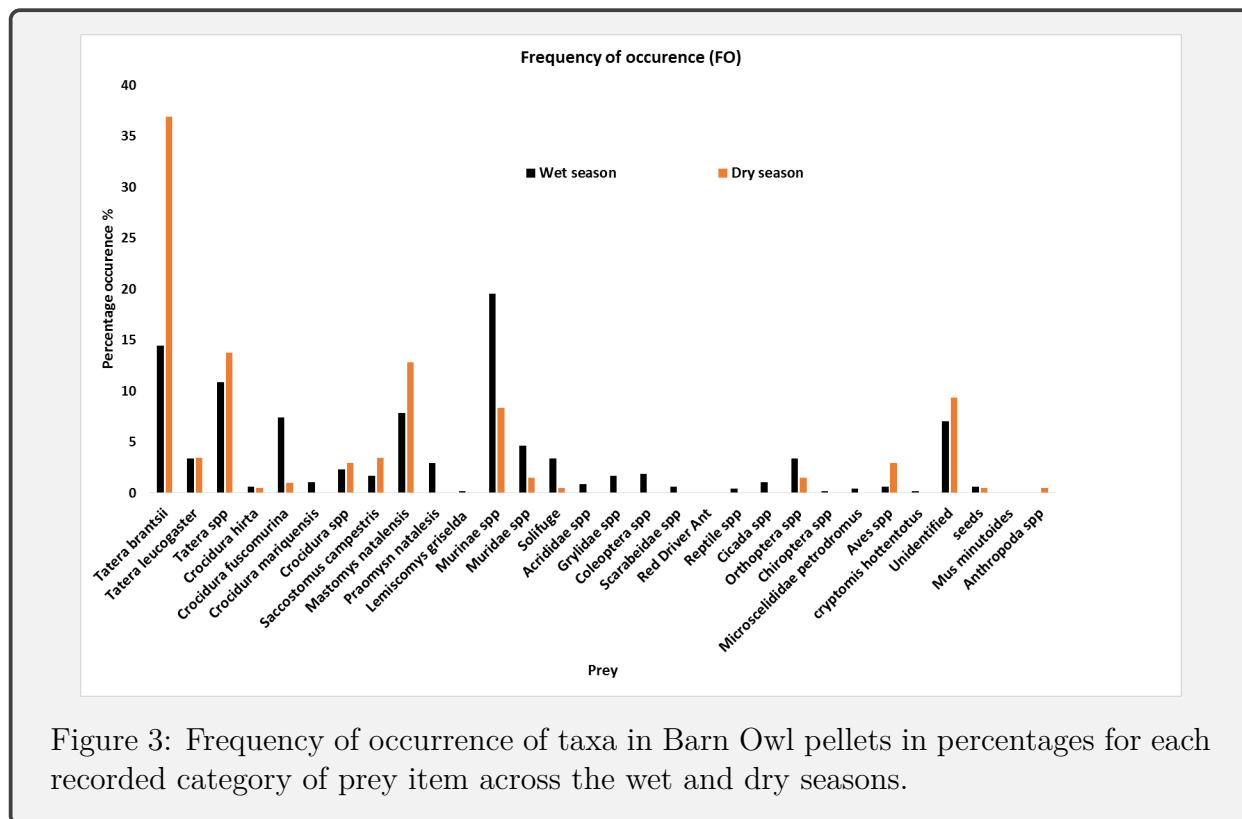


Figure 2: Number of prey individuals per Barn Owl pellet for each season

Murinae spp were most frequently found as present in pellets with about 20% of FO followed by *Tatera brantsii* with 15% FO and then *Tatera* spp with 11% of FO in the wet season. During the dry season, *Tatera brantsii* was the most frequent prey item with about 37% of FO followed by *Tatera* spp 14% of FO, and *Mastomys natalensis* with 13%. All



the prey items that were more frequent across the two seasons were small mammals. The rest of the prey items consumed by a Barn Owl were in small proportions but still gave an important contribution to the species diet.

4 Discussion

Defining a species diet is essential to understanding its biology as well as its role in the ecosystem (Woolnough & Carthew, 1996) The present study investigated the dietary composition of the Barn Owl with attention given to the type of prey present in pellets obtained from three sites. The great diversity of species found in pellets suggested that ecological success of Barn Owls is due to the great plasticity of their feeding habits. Barn Owls showed a large seasonal overlap in diet (< 71%). The remaining overlap of 21% is mainly a result of the absence of some insects' species in the dry season. Further studies are needed to focus on seasonal overlap of the Barn Owls' diet to support this evidence.

The percentage rate of small mammalian prey consumed is similar (usually greater than

90%) to other Barn Owl studies conducted in similar habitats and across continents (Marti, 1992). Seasonal overlaps in the diet was apparent in the population we studied, although it mainly took the form of a shift in use of the same prey. Evenso, use of Murinae spp, shrews and insects declined during the dry season as compared to the wet season, while the use of *Tatera brantsii* remained the same. Whether the use of prey in the diet relate to seasonal changes in abundance of these species and whether these shifts are typical from the past is unknown.

Birds were not taken on a regular basis as some studies have reported (Myers et al., 2009) and they have made up 3.3% of the diet during the dry season and 0.7% during the wet season. Birds have often been documented in the Barn Owl's diet within a range of up to < 5% which is more or less the same as the what is reported in this study (Marti, 1973; 1988). Otteni et al. (1972) stressed that Barn Owls may opportunistically have a rise in the use of birds, especially in abundant colonially nesting or roosting birds, when the availability of small mammals is low. But in this study we assume that small mammals were available across all the seasons since they dominated the diet of the Barn Owl which complements with previous studies.

Large invertebrates have been occasionally reported in the diet of some Barn Owl populations (Marti, 1992). Similarly, we have reported a small proportion of invertebrates in the dry season (2.2%) but a slightly larger proportion in the wet season of (12.7%). In a study by Kopij & Symes (2014), they indicated that pellets collected mainly in the dry season, the time of the year when insects are generally scarce in the grassland, could be the main factor leading to less use of insects by Barn Owls in the dry season.

Carl (1974) further emphasized that there are many reasons that lead to seasonal variation in prey in his study of four owl species. For example, seasonal vegetation changes may lead to some species being more available to owl predation for a time. Daily activity patterns of owls and certain prey may overlap at some times of the year and not at others which will cause the differences in the diets of the predators. The efficient gastric acids on raptor digestion leaves little evidence to identify prey species extracted from pellets (Trierweiler & Hegemann, 2011) and numerous soft-bodied prey species, including some invertebrates and amphibians, may be absent or under-represented in pellets. Rosenberg & Cooper, (1990) made it clear that identification of prey species obtained from pellets alone is biased and therefore to account for that, it must be coupled with direct observations of Owls taking prey.

Acknowledgements

Thanks to the Total Service Station, Zambezi Waterfront Tourism Park (Pty) Ltd and Department of Works of the Ministry of Works and Transport for allowing us access to roosting sites.

References

- [1] Adrew. (1990). *Owls, Caves and Fossils*. Chicago: University of Chicago Press.
- [2] Alberta. (2002, May 31). aep.alberta.ca. Retrieved from Alberta Environment and Parks: <http://aep.alberta.ca/fish-wildlife/wild-species/birds/owls/default.aspx>
- [3] Altringham, J. D. (1996). *Bats Biology and Behavior*. *Journal of Mammalogy*, 986-987.
- [4] Blaker, G. B. (1934). *The Barn Owl in England and Wales*. London: RSPB.
- [5] Bonvicino, C. R., & Bezerra, A. M. (2003). Use of Regurgited Pellets of Barn Owl (*Tyto alba*) for Inventorying Small Mammals in the Cerrado of Central Brazi. *Stud. Neotrop. Fauna Environm*, 1-5.
- [6] Carl, D. M. (1974). Feeding Ecology of Four Sympatric Owls. *The Condor*, 5-61.
- [7] Carl, D. M., Marc, B., & Fabian, M. J. (2007). Food Habits. In D. M. Bird, K. L. Bildstein, D. R. Barber, & A. Zimmerman, *Raptor Research and Management techniques* (pp. 129-144). Hancock House Publishers.
- [8] Chandler, D. (2011). *Barn Owl*. London: New Holland Publishers.
- [9] Chaote, J. R. (1971). Notes on Geographic Distribution and Habitats of Mammals Eaten by Owls in Southern New England. *Trans. Kans. Acad. Sci.* 74, 212-216.
- [10] Colvin, B. A. (1985). Common Barn Owl Population Decline in Ohio and the Relationship to Agricultural Trends. *Journal of Field Ornithology*, 224-323.
- [11] Corteguera, R. L. (2002). Enfermedades Emergentes Y Reemergentes: Um Reto Al Siglo XXI. *Rev. Cubana Pediatr*, 7-22.
- [12] Dabanch, J. (2003). Zoonosis. *Rev. chil. Infecto*, 47-51.
- [13] Day, M. G. (1966). Identification of Hair and Reathers Remains in the Gut and Faeces of Stoats and Weasels. *Journal of Zoology*, 201-217.
- [14] Dickman, C. R., Predavec, M., & Layman, A. J. (1991). Differential Oredation of Size and Sex Classes of Mice by the Barn Owl. *Oikos*, 67-76.
- [15] Escarlante-Tavares, F., & Pessoa, L. M. (2005). Bats (Chiroptera, Mammalia) in barn owl (*Tyto alba*) Pellets in Northern Pantanal, Mato Grosso, Brazi. *Mastozool. Neotrop*, 61-67.
- [16] Fitcher, E. (1941). The Role of Owl Pellet Analyses in Faunistics. *Neb. Bird Rev.* 9, 26-30.
- [17] Ginger, M. (2012). Katima Mulilo the Beat of Africa. *Travel News Namibia*.
- [18] Hager, S. B. (2009). Human Related Threats to Raptors. *J Raptor Res*, 210-226.

- [19] Hayward, M. W., Hofmeyr, M., O'Brien, J., & Kerley, G. I. (2006). Prey Preferences of the Cheetah (*Acinonyx jubatus*) (Felidae: Carnivora); Morphological Limitations or the Need to Capture Rapidly Consumable Prey Before Kleptoparasites Arrive? *Journal of Zoology*, 615-627.
- [20] Hoffman, R. (1988). The Contribution of Raptorial Birds to Patterning in Small Mammal Assemblages. *Paleobiology*, v. 14, 81-90.
- [21] Hucks, D. K., Butler, J. C., Locey, K. J., Locey, L. H., & Wilson, P. W. (2015). Prey Composition of Barn Owl Pellets Collected in Oklahoma. Oklahoma: Oklahoma Academy of Science.
- [22] Huebschman, J. J., Genoways, H. H., Freeman, P. W., & Gubanyi, J. A. (2000). Observations on Small Mammals Recovered From Owl Pellets From Nebraska. Lincoln: Mammalogy Papers: University of Nebraska State Museum.
- [23] Huo, J., & Murray, A. (2009). The Adaptation of Visual and Auditory Integration in the Barn Owl Superior Colliculus With Spike Timing Dependent Plasticity. *Neural Networks*, 913-921.
- [24] Janes, S. W., & Barss, J. M. (1985). Predation by Three Owl Species on Northern Pocket Gophers of Different Body Mass. *Ecologica*, 76-81.
- [25] Kaufman, D. W. (1974). Differential Predation on Active and Inactive Prey by Owls. *Auk*, 172-173.
- [26] Kemp, A., & Calburn, S. (1987). *The Owls of Suthern Africa*. Cape Town: South Africa: Struik-Winchester.
- [27] Kopij, G. (2013). Diet of the Barn Owl in Northeast and Northwest Oregon. *Northwestern Naturalist*, 76-79.
- [28] Kopij, G. (2015). Birds of Katima Mulilo Town, Zambezi Region, Namibia. *International Science and Technology Journal of Namibia*, 85-102.
- [29] Kopij, G., Symes, C. T., & Bruyns, R. (2014). Dietary Overlap of Co-occurring Barn Owl (*Tyto alba scopoli*) and Spotted Eagle Owl (*Bubo africanus*) Temminck in Urban and Rural Development. *Polish Journal of Ecology*, 801-805.
- [30] Kross, S. M., Bourbour, R. P., & Martinico, B. L. (2016). Agricultural Land Use, Barn Owl Diet, and Vertebrate Pest Control Implications. *Agriculture, Ecosystems and Environment*, 167-174.
- [31] Layman, R. L. (1994). Relative Abundances of Skeletal Specimens and Taphonomic Analysis of Vertebrate Remains. *POLAIOS*, v.9, 288-298.
- [32] Lewis, D. (2015, 11 05). The Owl Pages. Retrieved from www.owlpages.com
- [33] Lewis, S. B., Fuller, M. R., & Titus, K. (2004). A Comparison of Three Methods for Assessing Raptor Diet During the Breeding Season. *Wildlife Society Bulletin*, 32(2), 373-385.

- [34] Lima, S. L., & Dill, L. M. (1990). Behavioral Decisions Made Under the Risk of Predation: A Review and Prospectus. *Canadian Journal of Zoology*, 619-640.
- [35] Long, C. A., & Kerfoot, W. C. (1963). Mammalian Remains From Owl-Pellets in Eastern Wyoming. *Journal of Mammals*. 44, 129-131.
- [36] Maclean, G. (1985). *Roberts' Bird of Southern Africa*. Cape Town: John Voelcker Bird Fund.
- [37] Magrini, L., & Facure, K. G. (2008, November 30). Scielo. Retrieved from Scielo br: <http://www.scielo.br/pdf/bjb/v68n4/07>
- [38] Marti, C. (1973). Ten years of Barn Owl prey data from a Coloradan nest site. *Wilson Bull*, 85-86.
- [39] Marti, C. (1988). A Long-term Study of the Food-niche Dynamics in the Common Barn Owl: Comparisons Within and Between Populations. *Can. J. Zool.* 66, 1803-1812.
- [40] Marti, C. (1992). Barn Owl (*Tyto alba*), in *The Birds of North America* (A. Poole and F. Gill, eds.). Philadelphia: Acad. Nat. Sci.
- [41] Marti, C. D. (1974). Feeding Ecology of Four Sympatric Owls. *Condor*, 45-61.
- [42] Marti, C. D., Bechard, M., & Jaksic, F. M. (nd). *Food Habits*. Raptor Research Foundation.
- [43] Matos, M., Alves, M., Ramos-Pereira, M. J., Torres, I., Marques, S., & Fonseca, C. (2015). Clear as daylight: Analysis of Diurnal Raptor Pellets for Small Mammal Studies. *Animal Biodiversity and Conservation*, 38.1, 37-48.
- [44] Mayhew, D. F. (1977). Avian Predators as Accumulators of Fossil Mammal Material. *Boreas*, V. 6, 25-31.
- [45] Mikkola, H. (1983). *Owls of Europe*. Ithaca NY: Poyser Monograph 28, Cornell University.
- [46] Morse, S. (1995). Factors in the Emergence of Infectious Diseases. *Emerg. Infect. Dis*, 7-15.
- [47] Myers, A. C., Goguen, C. B., & Rabbers, D. C. (2009). Seasonal Variation in the Diet of the Barn Owl. *Western Birds* 40, 292-296.
- [48] Nakwaya, D. N. (2009). *The Diet of the Black Moongose*.
- [49] Nilsen, E. B., Chritianson, D., Gaillard, J.-M., Halley, D., Linnell, J. D., Odden, M., & Zimmermann, B. (2012). Describing Food Habits and Predation: Field Methods and Statistical Consideration. In L. Boitani, & R. A. Powel, *Carnivore Ecology and Conservation* (pp. 256-272). New York: Oxford University Press Inc.
- [50] Otteni, L., Bolen, E., & Cottam, C. (1972). Predator-Prey Relationships and Reproduction of the Barn Owl in Southern Texas. *Wilson Bull*, 434-448.

- [51] Raczynski, J., & Ruprecht, A. (1974). The Effect of Digestion on Osteological Composition of Owl Pellets. *Acta Ornithol*, 25-38.
- [52] Richard, F., & James, V. (2013). The Diet of Barn Owls *Tyto alba* at two Sites in West Whales.
- [53] Rickart, E. A. (1972). An Analysis of Barn Owl and Great Homed Owl Pellets From Western Nebraska. *Prairie Nat.* 4, 35-38.
- [54] Rocha, R. G., Ferreira, E., Leite, Y. L., Fonseca, C., & Costa, L. P. (2011). Small Mammals in the Diet of Barn Owls, *Tyto alba* (Aves: Strigiformes) Along the mid-Araguaia River in Central Brazil. *Zoologia*, 709-716.
- [55] Rosenberg, K. V., & Cooper, R. J. (1990). Approches to Avian Diet Analysis. *Studies in Avian Biology* 13, 80-90.
- [56] Selaas, V. (1993). A Comparison of the Diet of Sympatric Owls in Aust-Agder Country Southern Norway. *Fauna-Norvegia*, 7-13.
- [57] Shawyer, C. (1998). *The Barn Owl*. London: Arlequin Press.
- [58] Shawyer, C. R. (1987). *The Barn Owl in the British Isles: Its Past, Present and Future*. London: The Hawk Trust.
- [59] Shawyer, C. R. (2009). *Barn Owl Conservation Network Symposium*. Lambourn: BOCN.
- [60] Shawyer, C. R. (2011). *Barn Owl Tyto alba Survey Methodology and Techniques for use in Ecological Methods: Developing Best Practice in Survey and Reporting*. Winchester: IEEM.
- [61] Taylor, I. (1994). *Barn Owls: predator-prey relationships and conservatio*. Cambridge University Press.
- [62] Terry, R. C. (2004). Owl Pellet Taphonomy: A Preliminary Study of the Post-Regurgitation Taphonomic History of Pellets in a Temperate Forest . *PALAIOS*, V. 19, 497-506.
- [63] Toms, M. P., P, C. H., & Shawyer, C. R. (2001). The status of breeding Barn Owls *Tyto alba* in the United. *Bird Study*, 23-27.
- [64] Trierweiler, C., & Hegemann, A. (2011). Food Intake in a Montagu's Harrier Estimated by Two Methods of Pellet Analysis. *The Journal of Raptor Research*, 45(2), 184-188.
- [65] Venable, N.J. (1997). *Birds of Prey*. Virginia, West Virginia University Extension Service, 52p.
- [66] Woolnough, A. P., & Carthew, S. M. (1996). Selection of prey by size in Ningai Yvonneae. *Australian Journal of Zoology*, 44 (3), 319-326.
- [67] Yalden, D. W. (2009). *The Analysis of Owl Pellets*. Southampton: The Mammal Society.